

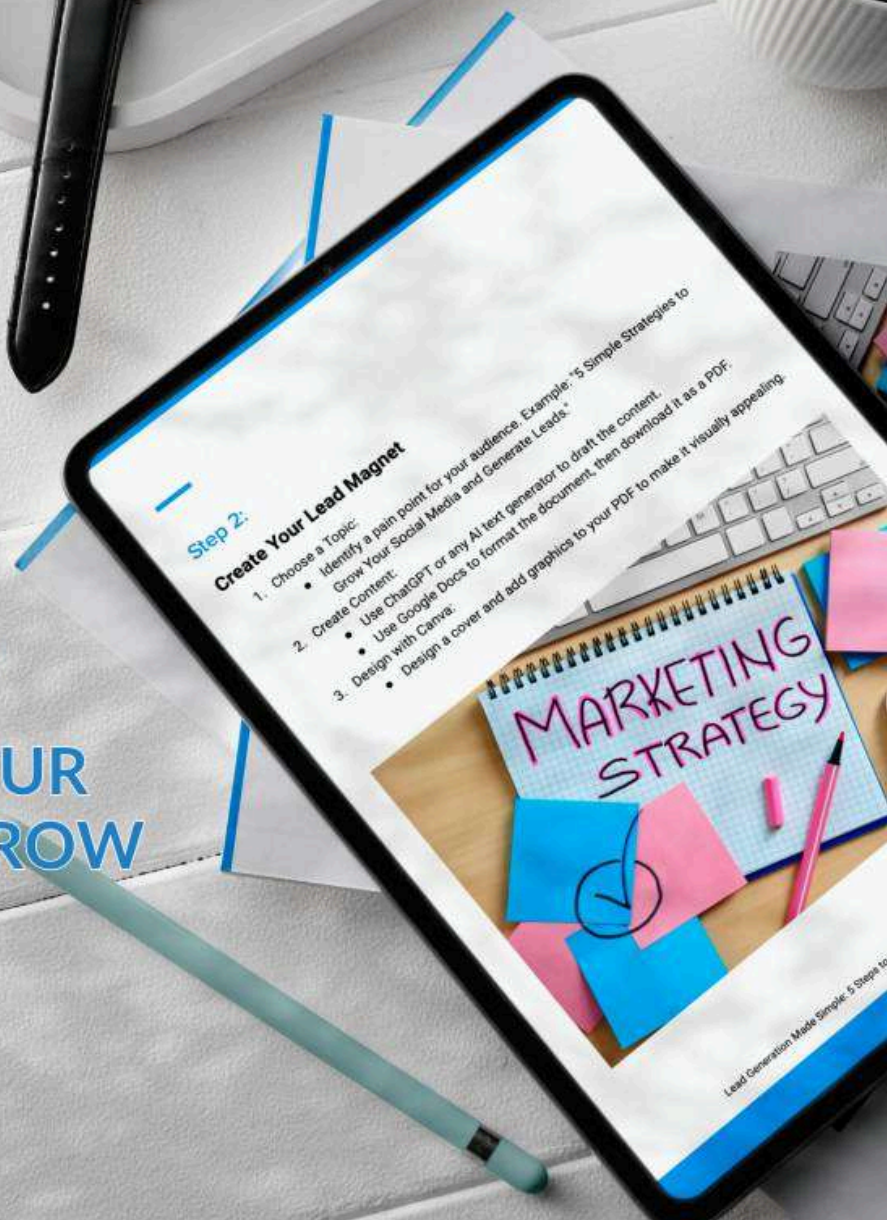


**QUICK
LEADS**

Lead Generation Made Simple

8 STEPS TO BOOST YOUR
SOCIAL MEDIA AND GROW
YOUR BUSINESS

BY: EDWARD KEYTE



Our mission is to empower you with the knowledge and tools you need to succeed. Inside, you'll find easy-to-follow instructions, useful resources, and valuable insights to help you navigate the world of social media marketing. Let's get started on your journey to success!

Introduction

Welcome to "Lead Generation Made Simple: 8 Steps to Boost Your Social Media and Grow Your Business." This guide is designed to provide you with practical, actionable steps to help you generate leads and grow your business through effective social media strategies. Whether you're a seasoned marketer or just starting out, these tips will help you build a strong online presence and connect with your target audience.

Please note: You'll need to register a free account with LeadsLeap [here](#).



Personal Touch: Why I Decided to Create This Guide

I have always been passionate about lead magnets, as they have consistently converted the best for me. Since 2015, I've built up a substantial mailing list using lead magnets. Their flexibility is unmatched; they are easy to produce and offer a tangible giveaway that proves irresistible to exchange for an email address. Through this method, I've discovered that I can not only build a list but also attract highly engaged individuals.

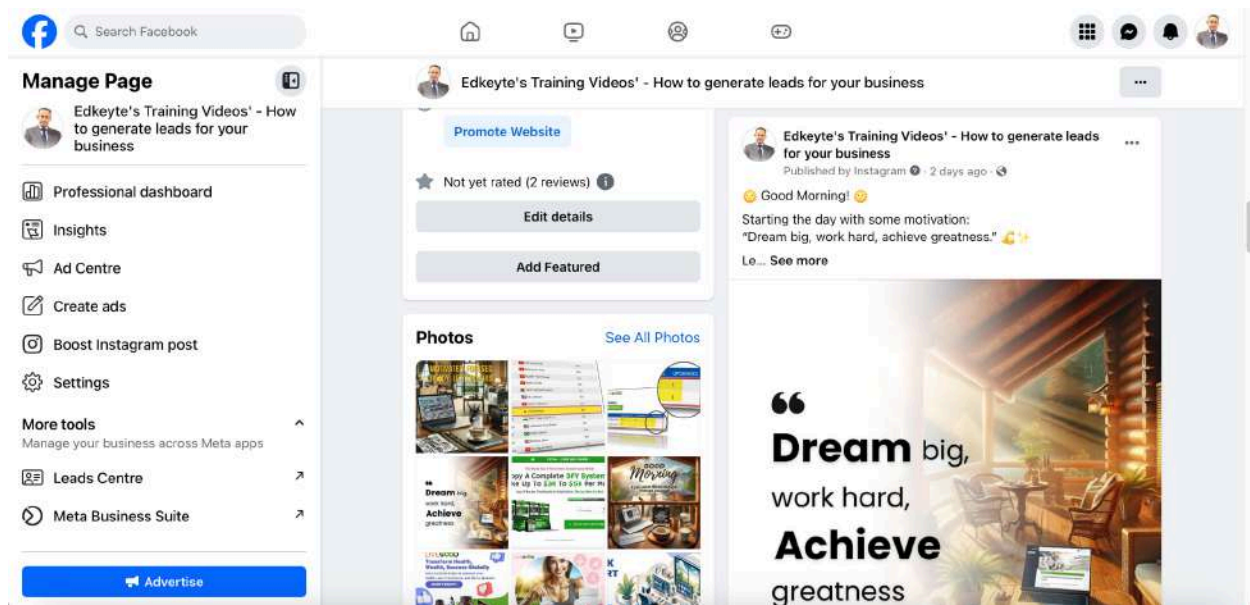
Lead magnets effectively bypass the typical skepticism that often accompanies traditional funnel systems. By leading with something free that offers a solution to a common pain point, you can quickly build the crucial know-like-trust factor. Once trust is established, presenting an offer or business opportunity becomes much easier. It's all about the power of attraction marketing, which has proven to be incredibly effective.



Step 1:

Set Up Your Facebook Page

1. Create a Facebook Page:
 - Go to Facebook and create a new page.
 - Choose a name that reflects your brand and business.
2. Brand Your Page:
 - Use Canva to design a professional profile picture and cover photo.
 - Fill out your page information, including a concise bio and contact details.



Step 2:

Create Your Lead Magnet

1. Choose a Topic:
 - Identify a pain point for your audience. Example: "5 Simple Strategies to Grow Your Social Media and Generate Leads."
2. Create Content:
 - Use ChatGPT or any AI text generator to draft the content.
 - Use Google Docs to format the document, then download it as a PDF.
3. Design with Canva:
 - Design a cover and add graphics to your PDF to make it visually appealing.



Step 3:

Set Up Your Lead Capture Funnel in LeadsLeap

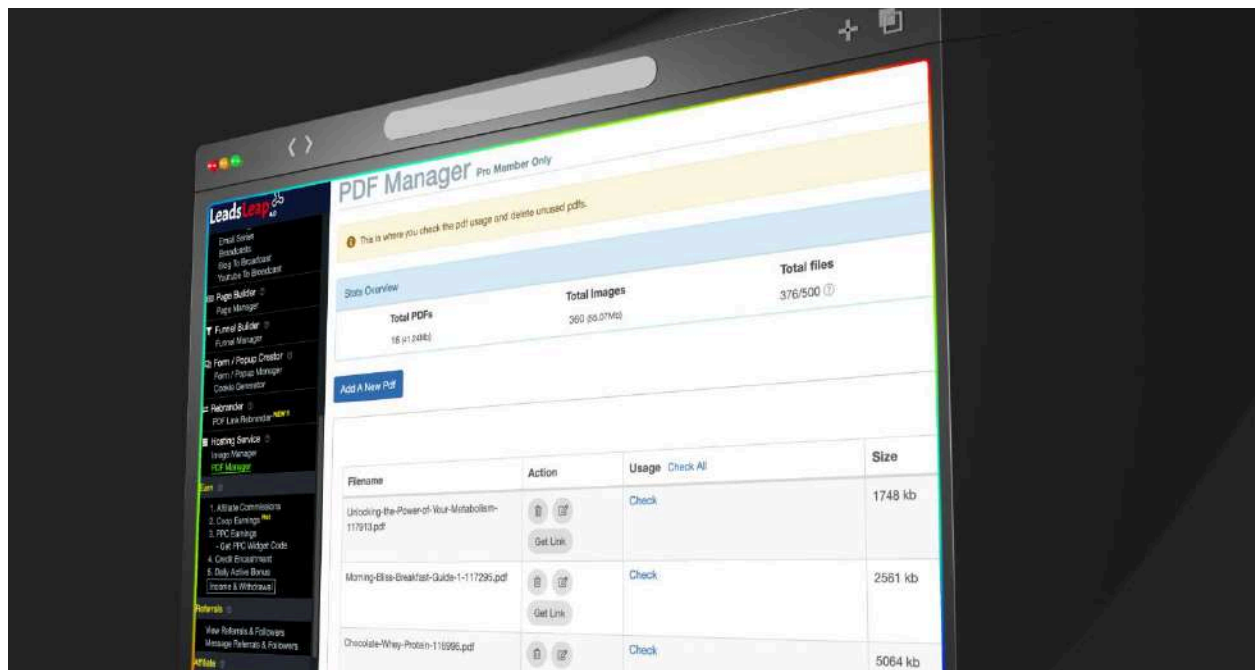
1. Create a Lead Capture Page:
 - [Join and Log in to LeadsLeap here \(free\)](#) and use the page builder to create a lead capture page.
 - Include a headline, a brief description, and an opt-in form (name and email).
 - Example Headline: "Download Your Free Guide: 5 Simple Strategies to Grow Your Social Media and Generate Leads."
2. Thank You Page:
 - After opt-in, redirect to a thank you page.
 - Include a thank you message and two buttons: one for downloading the PDF and another linking to your Facebook group.
 - Example Buttons: "Download Your Free Guide" and "Join Our Exclusive Facebook Group for More Tips!"



Step 4:

Upload Your PDF to LeadsLeap

1. Upload the PDF:
 - Use LeadsLeap's PDF storage to upload your lead magnet.
 - Ensure the download link is added to your thank you page.



Step 5:

Create Follow-Up Emails in LeadsLeap

1. Draft Follow-Up Emails:
 - Create a series of follow-up emails to nurture your new leads.
 - Include tips, additional resources, and invitations to join your Facebook group.
2. Set Up Automation:
 - Use LeadsLeap's autoresponder to set up your email sequence.

Email Series For This List

| Day | Subject  | Show skipped episodes | | Status | Sent | Open | Click |
|---|---|---------------------------------------|---|--------|------|------|-------|
| 0  | Welcome! Your Free Templates Are Here. | |  | active | 92 | 62 | 44 |
| 1 | Unlock More Tools with LeadsLeap Pro | |    | active | 75 | 34 | 9 |
| 2 | How LeadsLeap Pro Boosts Your Traffic | |    | active | 71 | 38 | 16 |
| 3 | Automate Your Marketing with LeadsLeap | |    | active | 69 | 30 | 5 |
| 4 | -autosaved-Rebrand and Personalize with Ease | |    | active | 68 | 28 | 8 |
| 5 | Maximize Your Marketing with Pro Tools | |    | active | 64 | 25 | 5 |
| 6 | Your Path to Success with LeadsLeap Pro | |    | active | 61 | 28 | 4 |

Step 6:





Create and Boost Your First Facebook Post

1. Design an Eye-Catching Graphic:

- Use Canva to create a mock-up of your PDF lead magnet.
- Example: A 3D book cover with the title of your guide.

2. Write Your Post:

- Example Post:

 Want to know the secrets to growing your social media and generating leads? 
Download our free guide "5 Simple Strategies to Grow Your Social Media and
Generate Leads" now!  Click the link to get your free guide and join our exclusive
Facebook group for more tips and support!  [Link to Lead Capture Page]

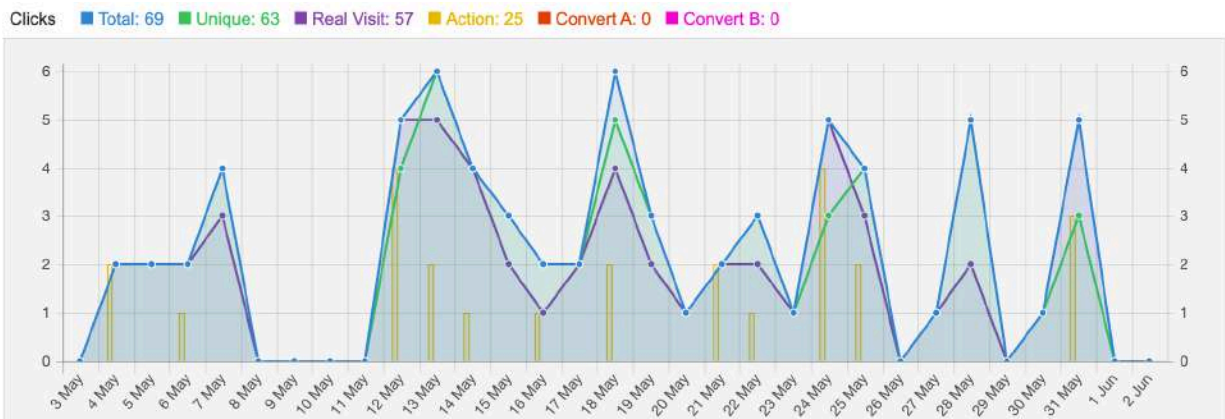
3. Boost Your Post:

- Click "Boost Post" on your Facebook page.
- Set your target audience, budget, and duration.
- Monitor the performance using Facebook's built-in analytics.

Step 7:

Track Your Conversions

1. Set Up Facebook Pixel:
 - Add Facebook Pixel to your LeadsLeap account to track ad performance.
2. Monitor Analytics:
 - Use LeadsLeap's tracking tools to monitor conversions and optimize your funnel.



Step 8:

Rebrandable PDF and Share Codes

1. Rebrandable PDF:
 - Use LeadsLeap's PDF Link Rebrander to allow others to customize the PDF with their links.
2. Share Codes:
 - Provide share codes for your LeadsLeap funnel so others can duplicate it.
 - Share editable Google Docs and Canva templates for easy customization.

PDF Link Rebrander Manager

Pro Member OnlyTutorial

You can make a PDF eBook rebrandable, so that your leads can give away the PDF with their affiliate links. Click [Tutorial](#) to learn more.

Add a new rebrander

RebranderID 204: Unlocking the Power of Your Metabolism

Get Embed Code

| Total | Unique | Download | Since Reset | Status |
|-------|--------|----------|-----------------------------|--------|
| 446 | 349 | 308 | 2024-04-21 | Active |

Note:

Step 9:

Build and Engage Your Facebook Group

1. Create the Group:
 - Set up a dedicated Facebook group for ongoing support and value.
 - Provide share codes, graphics, and additional resources.
2. Engage Regularly:
 - Post regular content, host live Q&As, and share success stories.
 - Encourage group members to share their progress and tips.





Essential Tools for Lead Generation

Here are some essential tools and resources to help you build and optimize your lead generation funnel:

LeadsLeap:

- [LeadsLeap Platform](#)

Free Link Tracking Service:

- [LeadsLeap: Free Link Tracking Service](#)

List Management System - SendSteed:


- [Free LeadsLeap List Management System - SendSteed](#)

Opt-in Generator - PopupXpert:

- [Free LeadsLeap Opt-in Generator - PopupXpert](#)

Social Reviews:

- [Add Your Social Reviews On LeadsLeap](#)
 - Using your own affiliate link for LeadsLeap Social Reviews:
 1. Your review will be presented at the top.
 2. All top recommendations will be disabled, so that visitors will just focus on one program.

- 
3. LeadsLeap ad widget will be disabled.
 4. All links to the reviewed site will be your affiliate link, no rotation.

Other Useful Links:

Graphics:

- [Canva](#)

Content Creation:

- [Free ChatGPT Help with Building Out Content](#)

PDF Creation:

- [Google Docs to Build Your PDF Report](#)

These tools and resources will provide you with everything you need to create, track, and optimize your lead generation efforts. Use them to build effective lead magnets, manage your lists, and engage your audience with high-quality content.

Showcase of Results:

Here are the download statistics of my top-performing lead magnets, demonstrating the effectiveness of this system.

PDF Link Rebrander Manager Pro Member Only [Tutorial](#)

📘 You can make a PDF eBook rebrandable, so that your leads can give away the PDF with their affiliate links. Click [Tutorial](#) to learn more.

[Add a new rebrander](#)

| | | |
|--|--------------------------------|--|
| RebranderID 204: Unlocking the Power of Your Metabolism <small>🔗</small> | | <small>🔗</small> Get Embed Code <small>📄</small> <small>🗑️</small> |
| Total <small>🔗</small> | Unique <small>🔗</small> | Download <small>🔗</small> |
| 446 | 349 | 308 |
| Since <small>🔗</small> <small>🔄 Reset</small> | | Status |
| 2024-04-21 | | Active |
| <small>Note:</small> <small>🔗</small> | | |
| RebranderID 190: Morning-Bliss-Breakfast-Guide <small>🔗</small> | | |
| <small>🔗</small> Get Embed Code <small>📄</small> <small>🗑️</small> | | |
| Total <small>🔗</small> | Unique <small>🔗</small> | Download <small>🔗</small> |
| 288 | 220 | 163 |
| Since <small>🔗</small> <small>🔄 Reset</small> | | Status |
| 2024-04-17 | | Active |
| <small>Note:</small> <small>🔗</small> | | |
| RebranderID 185: Chocolate Whey Protein PDF recipe report <small>🔗</small> | | |
| <small>🔗</small> Get Embed Code <small>📄</small> <small>🗑️</small> | | |
| Total <small>🔗</small> | Unique <small>🔗</small> | Download <small>🔗</small> |
| 232 | 208 | 129 |
| Since <small>🔗</small> <small>🔄 Reset</small> | | Status |
| 2024-04-15 | | Active |
| <small>Note:</small> <small>🔗</small> | | |
| RebranderID 120: LiveGood Blends 10-Minute Smoothie Hacks <small>🔗</small> | | |
| <small>🔗</small> Get Embed Code <small>📄</small> <small>🗑️</small> | | |
| Total <small>🔗</small> | Unique <small>🔗</small> | Download <small>🔗</small> |
| 407 | 344 | 283 |
| Since <small>🔗</small> <small>🔄 Reset</small> | | Status |
| 2024-03-31 | | Active |
| <small>Note:</small> <small>🔗</small> | | |
| RebranderID 83: Splash Viral Brander <small>🔗</small> | | |
| <small>🔗</small> Get Embed Code <small>📄</small> <small>🗑️</small> | | |
| Total <small>🔗</small> | Unique <small>🔗</small> | Download <small>🔗</small> |
| 6.46K | 4.75K | 93 |
| Since <small>🔗</small> <small>🔄 Reset</small> | | Status |
| 2024-03-17 | | Active |
| <small>Note:</small> <small>🔗</small> | | |
| RebranderID 8: my-rebrander-1 <small>🔗</small> | | |
| <small>🔗</small> Get Embed Code <small>📄</small> <small>🗑️</small> | | |
| Total <small>🔗</small> | Unique <small>🔗</small> | Download <small>🔗</small> |
| 490 | 366 | 289 |
| Since <small>🔗</small> <small>🔄 Reset</small> | | Status |
| 2024-03-12 | | Active |
| <small>Note:</small> <small>🔗</small> | | |

Personal Anecdote: The Power of a Rebrandable PDF



When I was relatively new in the network marketing industry, I came across some recommendations on YouTube about PDF link rebrander tools. Inspired, I decided to create a powerful lead magnet that could be rebranded with links to my recommendations, business opportunities, and offers I was passionate about. This was my first rebrandable PDF.

At that time, I was almost unknown in the industry. I simply put the PDF out there without using Facebook ads. Surprisingly, it got into the hands of a few well-known industry leaders who liked it. Some leaders decided to share it, customizing it with their links first and even joining me in some of the programs.

One morning, I woke up to a message from my sponsor telling me that my PDF had gone viral. It was being added to different Facebook groups, posted on people's timelines, and generating a lot of interest. That moment was a game-changer for me. I realized I was onto something powerful.

From that point on, I ran with this method. Ever since, it has never failed to get exposure. By simply giving out free value and allowing people to customize the PDF using a simple link form, they could download and rebrand their version and share it themselves. Imagine the duplication potential within your downline or team for any business you are passionate about.

Using this Facebook ad and post boosting strategy, you can leverage your efforts even further. But remember, do not spam or abuse this method. Always lead with value on the front end to avoid coming across as a scam. Done the right way, there is no reason why you would fail in generating quality leads who quickly become your greatest fans, as long as you support them.

Links and Resources

Here are some recommended video training, guides, and useful links to help you on your journey with running Facebook ads, generating traffic, and using the software mentioned in this PDF:

My Recommended YouTube Videos and Resources

- Access The Full LeadsLeap Training Course Here:
 - [Access The LeadsLeap Training!](#)
- Unlock Viral Growth with LeadsLeap's New PDF Rebrander Tool - Must-See Update!:
 - [Watch Video](#)
- Transform Your Marketing with Our Rebrandable '5-Day Metabolism Kickstart Plan' PDF!:
 - [Watch Video](#)
- Zoom Training LeadsLeap Training - Funnels:
 - [Watch Video](#)
- Basic Lead Capture Page and List Setup in LeadsLeap - Newbie Friendly:
 - [Watch Video](#)
- All My LeadsLeap Funnel Sharecodes:
 - [Get Sharecodes](#)
- Master Graphic Design with Canva & AI: Unleash Your Social Media Creativity:
 - [Watch Video](#)
- Over 300+ Done-for-You Image Ads and Graphics You Can Post onto Social Media:
 - [Access Graphics](#)

These resources provide comprehensive training and tools to help you create viral content, design stunning visuals, and effectively use LeadsLeap to grow your business. Utilize these links to enhance your marketing strategies and achieve your goals.

Conclusion

By following this simple, duplicatable system, you can generate leads and grow your business using Facebook and LeadsLeap. This method is designed to be easy to set up and replicate, providing value to your audience and helping you build a strong online presence. Start today and watch your business grow!



Final Word: Monetizing Your System

To continue monetizing using this system, consider promoting additional offers within the lead magnet itself, on the thank you page, and within your email follow-up sequence. Send daily follow-up emails after the opt-in, providing valuable content and subtle promotions.

Establish a Facebook group to share ongoing recommendations, solutions, and offers, creating a community where you can continue to provide guidance and support. Remember, always prioritize value first to build trust and rapport with your audience.

This approach not only helps you monetize effectively but also allows you to introduce your personal recommendations, inviting them to explore and join you in whatever you're passionate about.

Avoid spamming; instead, focus on delivering consistent value, and your audience will naturally be more receptive to your offers.



Customizing This PDF and Setting Up Your Funnel

This PDF is customizable, allowing you to rebrand it with your referral links. Using a simple rebranding tool, you can add your LeadsLeap referral ID in the form on the next page and click download to get your personalized PDF.

Additionally, all the share codes for the done-for-you funnel pages are provided. You can import these into LeadsLeap and follow the methods described in this PDF to set up a funnel in the same way I have. This system is designed to help you start generating viral leads within the next hour.

Steps to Customize and Set Up Your Funnel:

1. Rebrand Your PDF:
 - Visit this link to rebrand your version of this PDF: [Rebrand Your PDF](#)
 - Make sure to join LeadsLeap for free here: [Join LeadsLeap](#)
2. Access Share Codes:
 - On the next page, you can access all the share codes to import into your LeadsLeap account.
 - Follow the setup guide provided to set up your funnel.

By using these resources, you can quickly and easily replicate the system described in this PDF and start building your own successful lead generation funnel.

